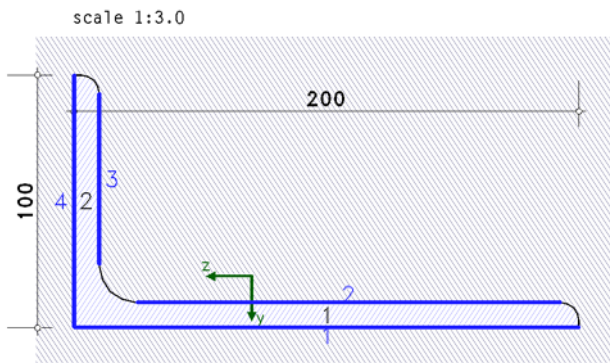


POS. 9: L-SECTION, EC3, AUSFÜHRLICH

4H-EC3SA version: 10/2014-1m

Welded connection

EC 3-1-8 (12.10), NA: Deutschland



material

steel grade S 235

geometry

section L200X100X10

plate: thickness $t_p = 35.0$ mm

welds as fillet weld (full-size):

$a_{w1} = 6.0$ mm, $l_{w1} = 200.0$ mm $a_{w2} = 6.0$ mm, $l_{w2} = 167.5$ mm $a_{w3} = 6.0$ mm, $l_{w3} = 67.5$ mm

$a_{w4} = 6.0$ mm, $l_{w4} = 100.0$ mm

design resistance

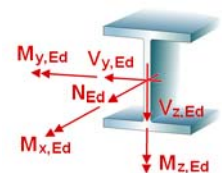
elastic cross-sectional check

weld verification with the simplified method

resolution of shear force is made by the stiffness of the single weld.

internal forces and moments (sign definition of statics)

Lk 1: $N_{Ed} = 1.90$ kN $V_{z,Ed} = -2.87$ kN $M_{z,Ed} = 4.26$ kNm



Lk 1:

cross-sectional check

design values: $N_{Ed} = 1.90$ kN, $M_{y,Ed} = 1.10$ kNm, $V_{z,Ed} = -2.77$ kN, $M_{z,Ed} = 4.12$ kNm, $V_{y,Ed} = -0.74$ kN

at major axis system

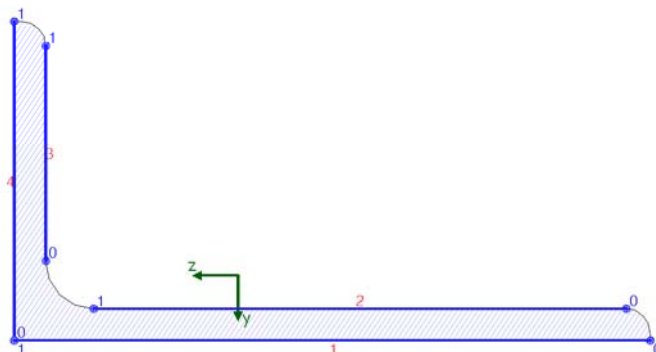
elastic stresses: $\max \sigma_x = 199.0$ N/mm², $\min \sigma_x = -105.8$ N/mm², $\max \tau = 2.0$ N/mm², $\max \sigma_v = 199.0$ N/mm²

valid stresses: $\sigma_{Rd} = 235.0$ N/mm², $\tau_{Rd} = 135.7$ N/mm²

utilizations: design resistance $U_\sigma = 0.847 < 1$ ok, c/t-ratio $U_{c/t} = 0.180 < 1$ ok.

verification of welds

calculation section:



weld 1: $a_w = 6.0$ mm $l_w = 200.0$ mm

weld 2: $a_w = 6.0$ mm $l_w = 167.5$ mm

weld 3: $a_w = 6.0$ mm $l_w = 67.5$ mm

weld 4: $a_w = 6.0$ mm $l_w = 100.0$ mm

design values:

$N_{Ed} = 1.90 \text{ kN}$, $V_{z,Ed} = -2.87 \text{ kN}$, $M_{z,Ed} = 4.26 \text{ kNm}$

cross-sectional properties referring to centroid of the line cross section:

$\Sigma A_w = 32.10 \text{ cm}^2$, $\Sigma l_w = 53.5 \text{ cm}$

$I_{w,y} = 1331.65 \text{ cm}^4$, $I_{w,z} = 238.90 \text{ cm}^4$, $I_{w,yz} = -331.01 \text{ cm}^4$, $\Delta y_w = 0.6 \text{ mm}$, $\Delta z_w = -2.3 \text{ mm}$

member forces distributed to the individual welds:

weld 1:	$N_w = -42.05 \text{ kN}$	$M_{y,w} = -2.70 \text{ kNm}$	$M_{z,w} = 0.01 \text{ kNm}$	$V_{z,w} = -1.81 \text{ kN}$
weld 2:	$N_w = -1.94 \text{ kN}$	$M_{y,w} = -1.59 \text{ kNm}$	$M_{z,w} = 0.01 \text{ kNm}$	$V_{z,w} = -1.06 \text{ kN}$
weld 3:	$N_w = 25.88 \text{ kN}$	$M_{z,w} = 0.42 \text{ kNm}$		
weld 4:	$N_w = 20.01 \text{ kN}$	$M_{y,w} = -0.00 \text{ kNm}$	$M_{z,w} = 1.36 \text{ kNm}$	

stresses in the edge points of the individual welds:

weld 1,	pt. 0:	$\sigma_{w,x} = 32.57 \text{ N/mm}^2$	$\tau_{w,z} = -1.51 \text{ N/mm}^2$
	pt. 1:	$\sigma_{w,x} = -102.65 \text{ N/mm}^2$	$\tau_{w,z} = -1.51 \text{ N/mm}^2$
weld 2,	pt. 0:	$\sigma_{w,x} = 54.70 \text{ N/mm}^2$	$\tau_{w,z} = -1.06 \text{ N/mm}^2$
	pt. 1:	$\sigma_{w,x} = -58.55 \text{ N/mm}^2$	$\tau_{w,z} = -1.06 \text{ N/mm}^2$
weld 3,	pt. 0:	$\sigma_{w,x} = -27.89 \text{ N/mm}^2$	$\tau_{w,z} = -0.00 \text{ N/mm}^2$
	pt. 1:	$\sigma_{w,x} = 155.71 \text{ N/mm}^2$	$\tau_{w,z} = -0.00 \text{ N/mm}^2$
weld 4,	pt. 0:	$\sigma_{w,x} = -102.65 \text{ N/mm}^2$	$\tau_{w,z} = -0.00 \text{ N/mm}^2$
	pt. 1:	$\sigma_{w,x} = 169.34 \text{ N/mm}^2$	$\tau_{w,z} = -0.00 \text{ N/mm}^2$

verifications in the edge points of the individual welds:

verification of weld 1, pt. 0:

stresses on the design area of the weld ($\alpha = 45^\circ$):

$\sigma_{w,Ed} = (\sigma_{w,x}^2 + \tau_{w,z}^2)^{1/2} = 32.6 \text{ N/mm}^2$

resultant weld force: $F_{w,Ed} = \sigma_{w,Ed} \cdot a = 1.96 \text{ kN/cm}$

design resistance of the weld: $F_{w,Rd} = f_{vw,d} \cdot a = 12.47 \text{ kN/cm}$, $a = 6.0 \text{ mm}$, $f_{vw,d} = 207.85 \text{ N/mm}^2$

$F_{w,Ed} = 1.96 \text{ kN/cm} < F_{w,Rd} = 12.47 \text{ kN/cm} \Rightarrow$ utilization $U = 0.157 < 1$ **ok**.

verification of weld 1, pt. 1:

stresses on the design area of the weld ($\alpha = 45^\circ$):

$\sigma_{w,Ed} = (\sigma_{w,x}^2 + \tau_{w,z}^2)^{1/2} = 102.7 \text{ N/mm}^2$

resultant weld force: $F_{w,Ed} = \sigma_{w,Ed} \cdot a = 6.16 \text{ kN/cm}$

design resistance of the weld: $F_{w,Rd} = f_{vw,d} \cdot a = 12.47 \text{ kN/cm}$, $a = 6.0 \text{ mm}$, $f_{vw,d} = 207.85 \text{ N/mm}^2$

$F_{w,Ed} = 6.16 \text{ kN/cm} < F_{w,Rd} = 12.47 \text{ kN/cm} \Rightarrow$ utilization $U = 0.494 < 1$ **ok**.

verification of weld 2, pt. 0:

stresses on the design area of the weld ($\alpha = 45^\circ$):

$\sigma_{w,Ed} = (\sigma_{w,x}^2 + \tau_{w,z}^2)^{1/2} = 54.7 \text{ N/mm}^2$

resultant weld force: $F_{w,Ed} = \sigma_{w,Ed} \cdot a = 3.28 \text{ kN/cm}$

design resistance of the weld: $F_{w,Rd} = f_{vw,d} \cdot a = 12.47 \text{ kN/cm}$, $a = 6.0 \text{ mm}$, $f_{vw,d} = 207.85 \text{ N/mm}^2$

$F_{w,Ed} = 3.28 \text{ kN/cm} < F_{w,Rd} = 12.47 \text{ kN/cm} \Rightarrow$ utilization $U = 0.263 < 1$ **ok**.

verification of weld 2, pt. 1:

stresses on the design area of the weld ($\alpha = 45^\circ$):

$\sigma_{w,Ed} = (\sigma_{w,x}^2 + \tau_{w,z}^2)^{1/2} = 58.6 \text{ N/mm}^2$

resultant weld force: $F_{w,Ed} = \sigma_{w,Ed} \cdot a = 3.51 \text{ kN/cm}$

design resistance of the weld: $F_{w,Rd} = f_{vw,d} \cdot a = 12.47 \text{ kN/cm}$, $a = 6.0 \text{ mm}$, $f_{vw,d} = 207.85 \text{ N/mm}^2$

$F_{w,Ed} = 3.51 \text{ kN/cm} < F_{w,Rd} = 12.47 \text{ kN/cm} \Rightarrow$ utilization $U = 0.282 < 1$ **ok**.

verification of weld 3, pt. 0:

stresses on the design area of the weld ($\alpha = 45^\circ$):

$\sigma_{w,Ed} = (\sigma_{w,x}^2 + \tau_{w,z}^2)^{1/2} = 27.9 \text{ N/mm}^2$

resultant weld force: $F_{w,Ed} = \sigma_{w,Ed} \cdot a = 1.67 \text{ kN/cm}$

design resistance of the weld: $F_{w,Rd} = f_{vw,d} \cdot a = 12.47 \text{ kN/cm}$, $a = 6.0 \text{ mm}$, $f_{vw,d} = 207.85 \text{ N/mm}^2$

$F_{w,Ed} = 1.67 \text{ kN/cm} < F_{w,Rd} = 12.47 \text{ kN/cm} \Rightarrow$ utilization $U = 0.134 < 1$ **ok**.

verification of weld 3, pt. 1:

stresses on the design area of the weld ($\alpha = 45^\circ$):

$\sigma_{w,Ed} = (\sigma_{w,x}^2 + \tau_{w,z}^2)^{1/2} = 155.7 \text{ N/mm}^2$

resultant weld force: $F_{w,Ed} = \sigma_{w,Ed} \cdot a = 9.34 \text{ kN/cm}$

design resistance of the weld: $F_{w,Rd} = f_{vw,d} \cdot a = 12.47 \text{ kN/cm}$, $a = 6.0 \text{ mm}$, $f_{vw,d} = 207.85 \text{ N/mm}^2$

$F_{w,Ed} = 9.34 \text{ kN/cm} < F_{w,Rd} = 12.47 \text{ kN/cm} \Rightarrow$ utilization $U = 0.749 < 1$ **ok**.

verification of weld 4, pt. 0:

stresses on the design area of the weld ($\alpha = 45^\circ$):

$\sigma_{w,Ed} = (\sigma_{w,x}^2 + \tau_{w,z}^2)^{1/2} = 102.7 \text{ N/mm}^2$

resultant weld force: $F_{w,Ed} = \sigma_{w,Ed} \cdot a = 6.16 \text{ kN/cm}$

design resistance of the weld: $F_{w,Rd} = f_{vw,d} \cdot a = 12.47 \text{ kN/cm}$, $a = 6.0 \text{ mm}$, $f_{vw,d} = 207.85 \text{ N/mm}^2$

$F_{w,Ed} = 6.16 \text{ kN/cm} < F_{w,Rd} = 12.47 \text{ kN/cm} \Rightarrow$ utilization $U = 0.494 < 1$ **ok**.

verification of weld 4, pt. 1:

stresses on the design area of the weld ($\alpha = 45^\circ$):

$\sigma_{w,Ed} = (\sigma_{w,x}^2 + \tau_{w,z}^2)^{1/2} = 169.3 \text{ N/mm}^2$

resultant weld force: $F_{w,Ed} = \sigma_{w,Ed} \cdot a = 10.16 \text{ kN/cm}$

design resistance of the weld: $F_{w,Rd} = f_{vw,d} \cdot a = 12.47 \text{ kN/cm}$, $a = 6.0 \text{ mm}$, $f_{vw,d} = 207.85 \text{ N/mm}^2$

$F_{w,Ed} = 10.16 \text{ kN/cm} < F_{w,Rd} = 12.47 \text{ kN/cm} \Rightarrow \text{utilization } U = 0.815 < 1 \text{ ok.}$

Result:

weld 4, pt. 1: $\sigma_{w,x} = 169.34 \text{ N/mm}^2$ $\tau_{w,z} = 0.00 \text{ N/mm}^2$

$F_{w,Ed} = 10.16 \text{ kN/cm} < F_{w,Rd} = 12.47 \text{ kN/cm} \Rightarrow U_w = 0.815 < 1 \text{ ok.}$

Final result

maximum utilization: design resistance max U = 0.847 < 1 ok.
c/t-ratio max U = 0.180 < 1 ok.

verification succeeded